



深圳高速公路股份有限公司

股票代码：600548（上交所） 00548（联交所）

2021年三季度业绩



2021年10月30日




		2021 7-9	2020 7-9 ¹	
		2,415	1,789	+35.03% ²
		708	605	+17.06% ²
	3	0.303	0.277	+9.29%
	3	3.38%	3.41%	0.03
		2021 1-9	2020 1-9 ¹	
		6,626	3,525	+87.97% ²
		1,928	658	+193.04% ²
	3	0.820	0.302	+171.83%
	3	9.15%	3.58%	5.57

1 2020

2

3 2020

40



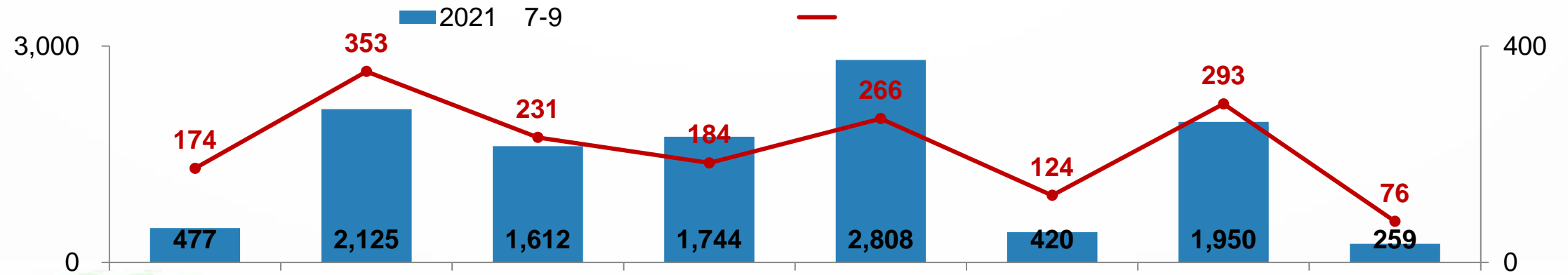
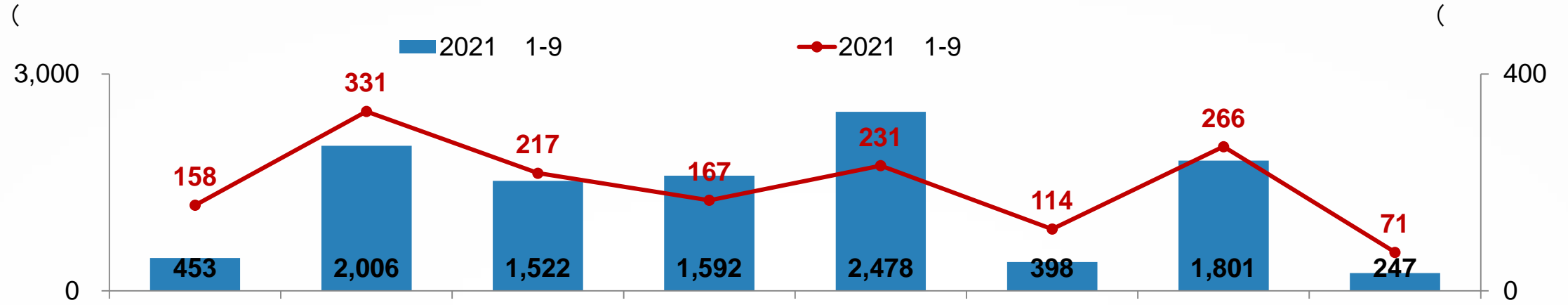


	2021 1-9	2020 1-9	
	6,626,132	3,525,094	+87.97%
	417,794	351,807	+18.76%
	3,871,657	2,415,946	+60.25%
	582,604	428,284	+36.03%
	230,289	171,336	+34.41%
	357,370	149,263	139.42%
	2021 9 30	2020 12 31	
	57,932	55,145	+5.05%
	23,936	23,043	+3.88%



1

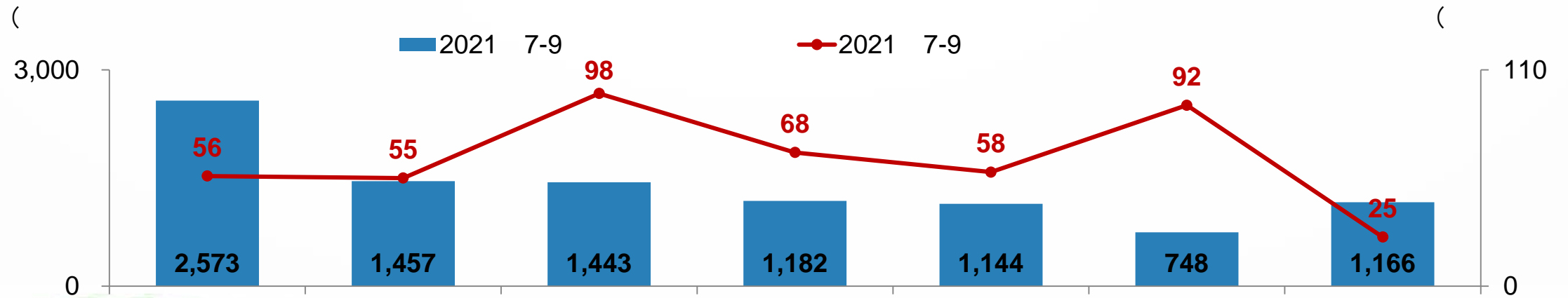
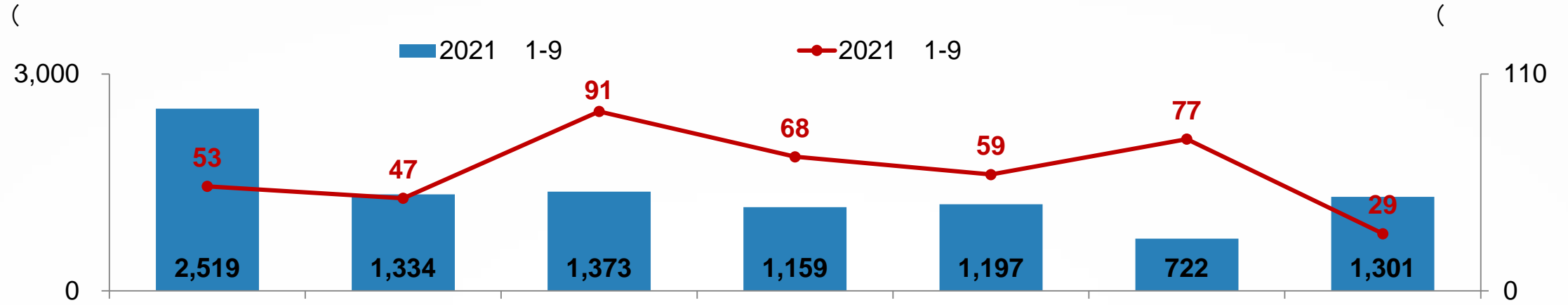
深圳地区项目日均混合车流量及路费收入





2

其他地区项目日均混合车流量及路费收入






湾区发展收购

■ 2021 7

■ 104.79 88.19
■ 71.83%

永城助能项目

■ “ ” 100% 100% 10,151
■ 32MW 2020
0.6 /



86-755-82853330 82853329

86-755-82853411

<http://www.sz-expressway.com>

IR@sz-expressway.com